
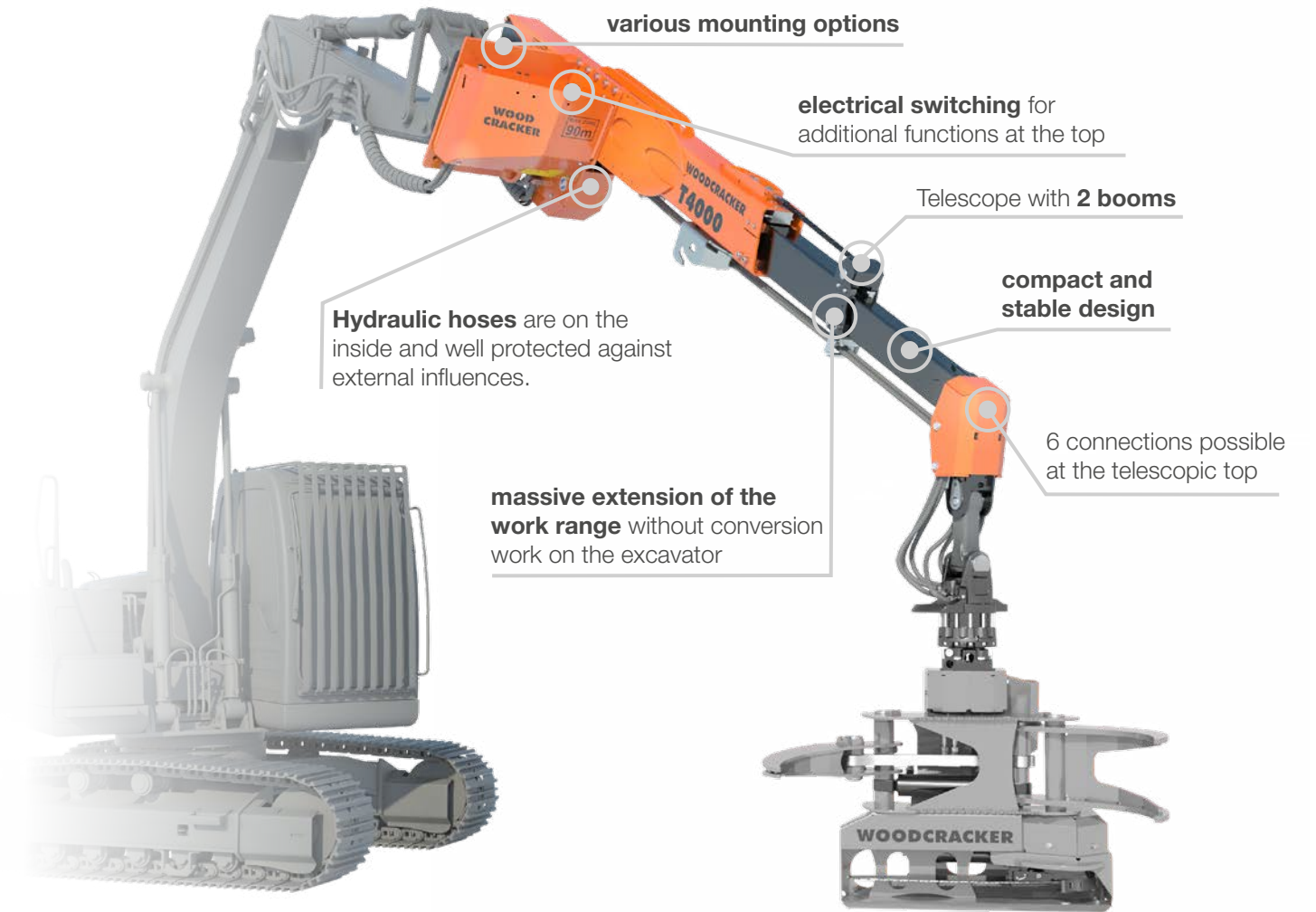


# WOODCRACKER® T



WOODCRACKER® T



## KEY FACTS

- Perfect suited for Woodcracker® CS crane and Woodgripper.
- Various individual attachments possible (eg. wood tongs, grapple saws, clamshell bucket, ...).
- Can be attached to standard excavator quick-coupling systems.
- 4, optional 6 hydraulic connections at the top.
- No special excavator specification needed - for every excavator from 14 - 22 t.



Telescope with 2 booms.

Caution: Woodcracker® T is not suitable for lifting work with hooks or other slings.





Work range extension up to 6,35 m.



For all customary excavators.

TECHNICAL DATA

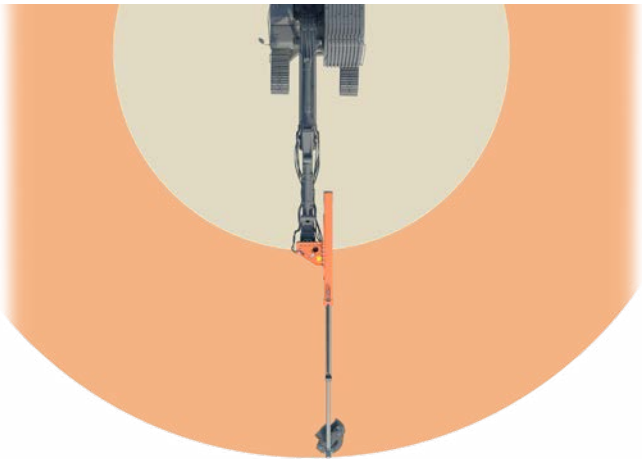


WOODCRACKER® T	T 4000
Work range (mm)	up to 6350
Telescope stroke (mm)	4000
Telescope version	double
Telescope hose guide	inside
Deadweight (Base – Full equipment) (kg)	680 - 730
Stroke torque ex excavator kinematics <sup>1)</sup> (kNm)	92
Admitted ultimate load (retracted/extended) <sup>1)</sup> (kg)	2500/1550
Maximum compression force (kg)	100
Recommended litre capacity to telescope extension <sup>2)</sup> (l/min.)	50 - 110
Recommended litre capacity to auxiliary circuit <sup>2)</sup> (l/min.)	30 - 40
Recommended operating pressure for telescope extension (bar)	250
Service weight of carrier vehicle <sup>3)</sup> (t)	14 - 22
Optional: hose reel	•
Optional: Rotator including swing damper	•
Optional: Rotator including dual swing damper	•
Optional: Quick coupler QC10	•
Optional: Woodgripper 1270	•
Optional: Woodcracker® CS510 crane	•

Technical data and illustrations are not binding. Subject to changes for reasons of further development.

APPLICATION AREAS

- Can be attached to any standard excavator to increase the reach without any conversion work on the carrier vehicle.



Operating range is extended enormously.



Hydraulic hoses on the inside.



Telescope with two booms.